



**FORTUNA**  
Life Vaduz

## DYNAMIC -EUR

### Investment plans Liechtenstein, Plan No. 94

Quarterly Report, 01.07.2019

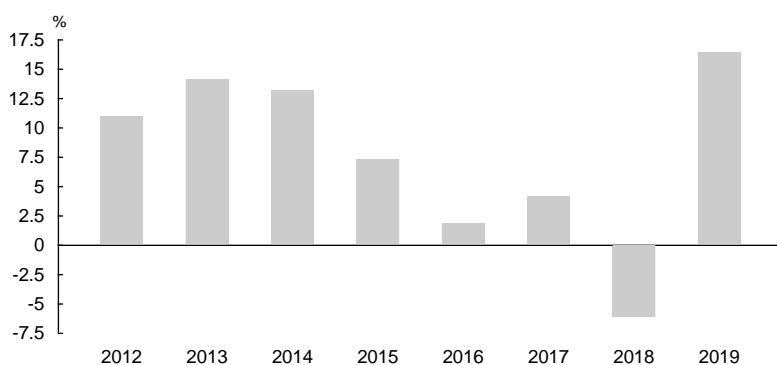
#### Investment Goal

This plan pursues a dynamic investment strategy and strives to achieve above-average capital growth. Given the aggressive nature of the investment strategy, investors must be prepared for sharp price fluctuations. The majority of the capital is invested in equities, while the remainder is invested in bonds and other investment types. Global diversification is used to minimise risk. The euro serves as the plan's reference currency.

#### Investment Plan informations

Plan number	94
Inception	01.11.1999
Strategy	DYNAMIC
Currency	EUR
Average management fee	1.58%
Issuing commission	1.75%
Average Total Expense Ratio (TER)	1.89%
Customer service	+41 58 472 44 44
Homepage	www.fortuna.li

#### Yearly performance in %

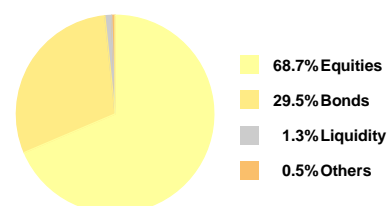


#### Performance to 01.07.2019

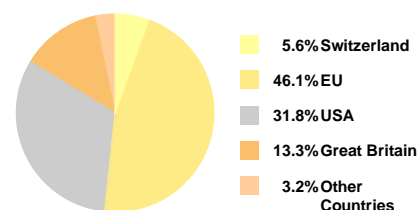
Year to Date (YTD)	16.4%	1 year	6.7%
3 years	19.2%	Ø 3 years	6.0% p.a.
5 years	31.8%	Ø 5 years	5.7% p.a.
7 years	69.6%	Ø 7 years	7.8% p.a.
Since inception (01.11.1999)	91.2%	Ø since inception	3.3% p.a.

#### Asset Allocation

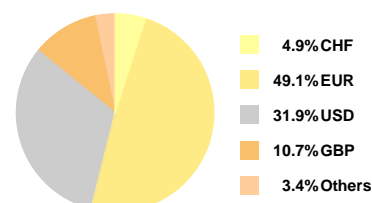
##### Asset Classes



##### Country Allocation



##### Currency Allocation



## Composition

Name of fund	Unit	WKN	ISIN	Currency	Volume (Mn CHF)	Ratings/Rankings
FORTUNA Europe Balanced Fund EUR	40%	964915	LI0009543526	EUR	48.2	Morningstar: ***
UBS (Lux) Equity SICAV - US Opportunity USD P-acc	30%	986705	LU0070848113	USD	156.7	Morningstar: **
UBS (Lux) Equity Fund - European Opportunity B	30%	971556	LU0006391097	EUR	453.6	Morningstar: ***

This product flyer and the figures and explanations contained therein are for general information purposes only and do not contain an individual recommendation nor personal investment advice. To establish your specific investment requirements and preferred levels of risk, we advise you to consult your advisor.

The performance is calculated on the basis on a unit-linked insurance financed through a single premium payment. Regular premiums result in other performance figures because of the different timing of the investment. Historic performance data are furthermore no guarantee of future returns. The future performance of investments cannot be deduced from previous market development, i.e. the value of an investment may fall as well as rise. The prices used to calculate performance correspond to the inventory values published by the fund management companies at the beginning of the month, plus or less any commissions.

Fortuna Life Insurance Limited Vaduz is unable to guarantee (explicitly nor implicitly) that the published information and opinions are accurate, complete and up to date. Only the sales prospectuses for the individual funds and the General Policy Conditions are binding.