



FORTUNA
Life Vaduz

GROWTH REAL - USD

Investment plans Liechtenstein, Plan No. 157

Quarterly Report, 01.10.2020

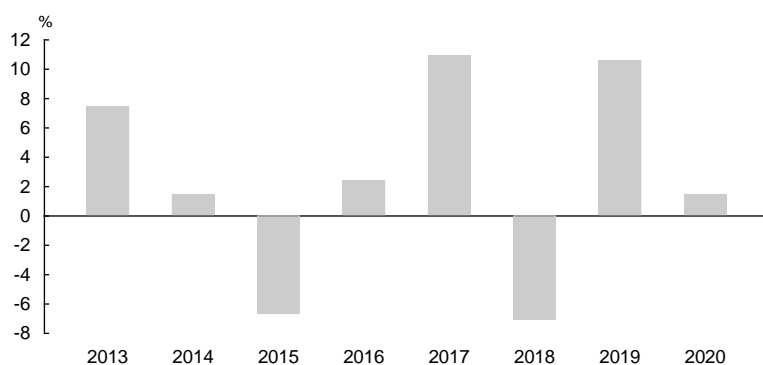
Investment Goal

The investment is dominated by dollar securities. The proportion of the bond funds exceeds the proportion of the equity funds slightly. Due to the repartition of the investment over different funds of renowned investment companies, strong price fluctuations can be avoided. The objective is to generate a considerable performance at limited risk.

Investment Plan informations

| | |
|-----------------------------------|------------------|
| Plan number | 157 |
| Inception | 01.10.2007 |
| Strategy | GROWTH |
| Currency | USD |
| Average management fee | 1.30% |
| Issuing commission | 2.00% |
| Average Total Expense Ratio (TER) | 1.54% |
| Customer service | +41 58 472 44 44 |
| Homepage | www.fortuna.li |

Yearly performance in %

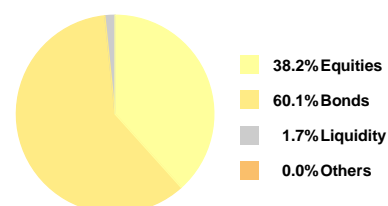


Performance to 01.10.2020

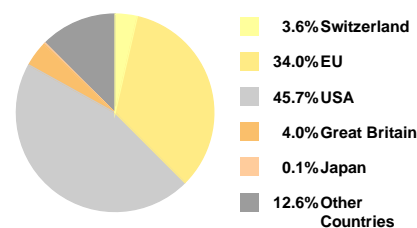
| | | | |
|------------------------------|-------|-------------------|-----------|
| Year to Date (YTD) | 1.5% | 1 year | 5.0% |
| 3 years | 6.7% | Ø 3 years | 2.2% p.a. |
| 5 years | 18.1% | Ø 5 years | 3.4% p.a. |
| 7 years | 14.8% | Ø 7 years | 2.0% p.a. |
| Since inception (01.10.2007) | 26.5% | Ø since inception | 1.8% p.a. |

Asset Allocation

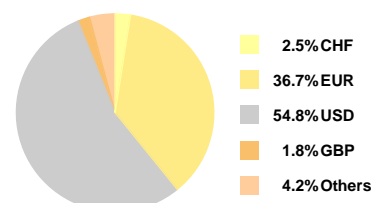
Asset Classes



Country Allocation



Currency Allocation



Composition

| Name of fund | Unit | WKN | ISIN | Currency | Volume (Mn CHF) | Ratings/Rankings |
|--|------|--------|--------------|----------|--------------------|--------------------|
| FORTUNA Europe Balanced Fund EUR | 40% | 964915 | CH0516374623 | EUR | 54.1 | Morningstar: *** |
| UBAM - US EQUITY GROWTH -AC- | 25% | | LU1704633400 | USD | 257.0 | |
| Schroder ISF US Dollar Bond A Acc | 15% | 933417 | LU0106260564 | USD | 856.1 | Morningstar: **** |
| JPMF - US Bond Fund - A (acc.) | 15% | 987585 | LU0070215933 | USD | 157.7 | Morningstar: **** |
| JPMF - Emerging Markets Equity Fund - A (acc.) USD | 5% | A0DQHY | LU0210529656 | USD | 9'042.9 | Morningstar: ***** |

This product flyer and the figures and explanations contained therein are for general information purposes only and do not contain an individual recommendation nor personal investment advice. To establish your specific investment requirements and preferred levels of risk, we advise you to consult your advisor.

The performance is calculated on the basis on a unit-linked insurance financed through a single premium payment. Regular premiums result in other performance figures because of the different timing of the investment. Historic performance data are furthermore no guarantee of future returns. The future performance of investments cannot be deduced from previous market development, i.e. the value of an investment may fall as well as rise. The prices used to calculate performance correspond to the inventory values published by the fund management companies at the beginning of the month, plus or less any commissions.

Fortuna Life Insurance Limited Vaduz is unable to guarantee (explicitly nor implicitly) that the published information and opinions are accurate, complete and up to date. Only the sales prospectuses for the individual funds and the General Policy Conditions are binding.