



# ACTIVE - DIVERSIFIED INCOME CHF

Investment plans Liechtenstein, Plan No. 301

Monthly Report, 01.01.2022

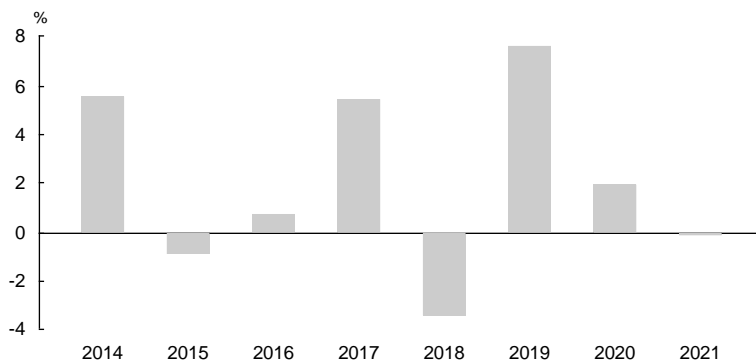
## Investment Goal

The plan 301 invests without restrictions in promising investments across the entire globe, which leads to a broad spread over a variety of countries, currencies, industries and different stages of economic development. Within the 9 funds containing over 350 individual securities there are several interesting asset classes such as real estate, emerging markets and Japanese shares. The portfolio contains an equity component of approximately 20%, so that a constant yield over the long term may be achieved.

## Investment Plan informations

Plan number	301
Inception	01.09.2006
Strategy	INCOME
Currency	CHF
Average management fee	0.92%
Issuing commission	2.00%
Average Total Expense Ratio (TER)	1.07%
Customer service	+41 58 472 44 44
Homepage	www.fortuna.li

## Yearly performance in %

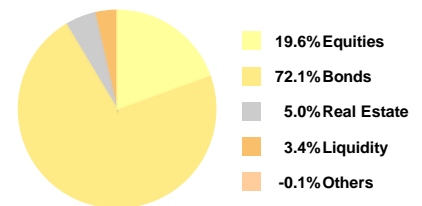


## Performance to 01.01.2022

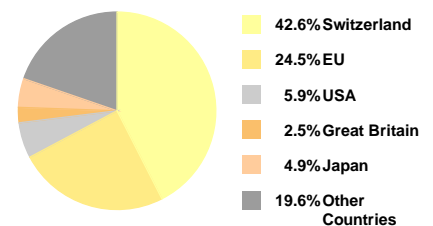
Year to Date (YTD)	-0.2%	1 year	-0.2%
3 years	9.6%	Ø 3 years	3.1% p.a.
5 years	11.6%	Ø 5 years	2.2% p.a.
7 years	11.4%	Ø 7 years	1.6% p.a.
Since inception (01.09.2006)	32.5%	Ø since inception	1.9% p.a.

## Asset Allocation

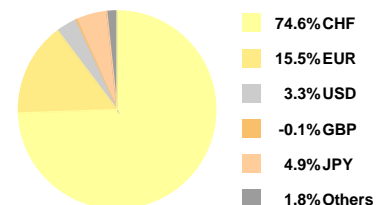
### Asset Classes



### Country Allocation



### Currency Allocation



## Composition

Name of fund	Unit	WKN	ISIN	Currency	Volume (Mn CHF)	Ratings/Rankings
GENERALI Bond Fund CHF	30%	907105	CH0018756632	CHF	72.7	
Pictet Funds (CH)-Bonds EUR R Cap	15%		CH0112010191	EUR	88.6	
CS (Lux) Swiss Franc Bond Fund B	10%	974320	LU0049527079	CHF	336.9	
JSS Sustainable Bond CHF P CHF dist	10%		LU0121751324	CHF	20.8	
UBS (CH) Bond Fund - CHF Domestic	10%	970612	CH0002791843	CHF	2'039.4	
GENERALI Equity Fund Switzerland	10%	693041	CH0011553598	CHF	67.6	
JSS Sustainable Equity - Systematic Emerging Markets	5%	986019	LU0068337053	USD	48.1	
UBS (CH) Property Fund - Swiss Mixed "Sima"	5%	724972	CH0014420878	CHF	0.0	
Fidelity Funds - Sustainable Japan Equity Fund	5%	973284	LU0048585144	JPY	431.3	

This product flyer and the figures and explanations contained therein are for general information purposes only and do not contain an individual recommendation nor personal investment advice. To establish your specific investment requirements and preferred levels of risk, we advise you to consult your advisor.

The performance is calculated on the basis on a unit-linked insurance financed through a single premium payment. Regular premiums result in other performance figures because of the different timing of the investment. Historic performance data are furthermore no guarantee of future returns. The future performance of investments cannot be deduced from previous market development, i.e. the value of an investment may fall as well as rise. The prices used to calculate performance correspond to the inventory values published by the fund management companies at the beginning of the month, plus or less any commissions.

Fortuna Life Insurance Limited Vaduz is unable to guarantee (explicitly nor implicitly) that the published information and opinions are accurate, complete and up to date. Only the sales prospectuses for the individual funds and the General Policy Conditions are binding.